



LENOWISCO Planning District Commission

21st Annual Utility Rate Survey



2007
Fiscal Year

Cover Illustrations:

The LENOWISCO Planning District Commission's service area continued to enjoy lots of utility construction activity thanks to the strong support of its legislators and multiple funding agencies. Some of the highlights of the 2007 fiscal year include:

Left: Construction was finished on the Lee County Public Service Authority's Cave Springs Water Extension. Public water service was provided to approximately 110 households that had insufficient water quantity and quality. Funding was provided by the Virginia Department of Health, the Virginia Department of Housing and Community Development, and the LENOWISCO Planning District Commission. Photo is courtesy of Lane Engineering, Inc.

Right: Construction began on the Flatwoods Water Extension that will serve households in Wise and Scott County counties. The Town of Coeburn will be providing the public water service to approximately 80 households when construction is finished in late summer 2007. Funding was provided by the Virginia Department of Housing and Community Development, the Southwest Virginia Water and Wastewater Construction Fund, and the LENOWISCO Planning District Commission. Photo is courtesy of Lane Engineering, Inc.

Bottom: The Scott County Public Service Authority and the Town of Gate City partnered together for the expansion of the Holston Regional Wastewater Treatment Plant. The plant will be increased from a 0.3 MGD to a 1.25 MGD plant. Funding was provided by Rural Development, the Virginia Department of Environmental Quality, the Appalachian Regional Commission, and the Virginia Tobacco Commission. Construction will be finished by late 2008.



Utility Rate Survey

Fiscal Year
2007

Utility Rate Survey

Fiscal Year 2007

This is the LENOWISCO Planning District Commission's 21st annual Utility Rate Survey. It contains the water, sewer, and residential garbage collection rates within the LENOWISCO Planning District (Lee, Scott, and Wise Counties and the City of Norton). It is completed each year to help all the public agencies providing these services to understand where they stand with respect to their neighbors within the District.

Comparing Utility Systems

It is very difficult to compare the rates of one system with another. As the information contained in this survey reveals, different systems have straight rates, flat rates, regressive rates, and progressive rates, and all in different increments. As in previous editions of this report, we have tried to come up with a consistent yardstick to compare rates by computing an "average monthly bill." Rural Development uses 4,200 gallons per month as a consumption rate for the average residential connection. All "average monthly bills" in this report; therefore, are based on that rate of consumption.

A Word of Caution

There are a number of factors, which the reader should be aware concerning the figures based herein. They are:

1. Municipalities with general taxation authority operate many of the systems. Some of these systems are not supported by water and/or sewer revenue alone, but are subsidized by the municipality's general tax revenue. Rates for such systems would be artificially low, since they

might not reflect the true cost of system operation. On the other hand, public service authorities have no revenue raising capability except user fees and connection fees.

2. Several systems have belatedly started funding depreciation as a means of dealing with the uncertainties of future capital outlay needs. In almost all cases, this has driven rates up.
3. Some systems are older; therefore cost less to construct. The debt loads on these systems are also lower, since they were financed at lower interest rates. The newer systems obviously cost more to construct or rehabilitate and in some cases, were financed at higher rates.
4. Consumption rates are not uniform in the District. Consumers often use less water where rates are higher, while systems with low rates have customers who use more than the national average. Again, 4,200 gallons per month was selected as the common denominator.
5. There are great differences in system efficiency. Accountability rates (the percentage of water produced and accounted for through metered sales) vary widely. Low accountability drastically (and artificially) inflates such costs as chemicals, labor, and power, while high accountability helps keep costs at a minimum.
6. Some systems rely on other providers for treated water. They are often at the mercy of the wholesale provider when it comes to setting their own retail rates, since they have no direct control over their water source costs.

There are other reasons why it is difficult to compare one system with another. The reader is cautioned to keep these factors in mind when the data is compared.

Wholesale Water Rates

A table of the District's Wholesale Water Rates is also included in the study. In the LENOWISCO Planning District, there are several water providers, which produce and treat their own water. Other water producers only purchase treated water from a neighboring producer and others may do both. Reasons for this situation include:

- The service area of the retail customer base under development is not contiguous to existing supply lines of the water producer.
- Water needs to be purchased from neighboring producers to supplement exiting production or emergency outages.
- A producer may have determined that the water can be purchased from a neighboring producer at a cost cheaper than it can be treated.

In order to alleviate any confusion about what a “wholesale water rate” is, the rate is considered to be the cost of production of treated water and delivered to the point of sale (a master meter). This cost may include other related costs such as plant and equipment depreciation plus other costs the producer may deem appropriate. However, it does not include costs that are a result of providing water to the retail user, such as the cost to set and read meters, service line maintenance and tank maintenance except where the tank is the primary supplier of the wholesale water, or debt service and depreciation on the retail side.

Sewage Service

Sewage service is generally confined to municipalities, although the Scott County PSA’s Duffield, the Scott County PSA’s Holston Regional and the Coeburn - Norton - Wise sewer systems are exceptions. As with water, the higher rates reflect the costs associated with newer or recently upgraded systems.

Garbage Collection

Ten communities provide residential garbage collection. Although LENOWISCO did not attempt to determine frequency or type of collection, the information is provided, again, for comparison.

Fiscal Year 2007 Summary

The average monthly bill for in-town water service in the LENOWISCO District is \$22.68. The average monthly bill for out-of-town water service in the District is \$32.83. The average monthly bill for in-town sewage service is \$25.59, and out-of-town sewer is \$35.21.

A Closing Word

For communities seeking financial assistance from Rural Development, the Virginia Department of Housing and Community Development’s Community Development Block Grant Program, the Virginia Department of Health’s Financial and Construction Assistance Program or other

grant/loan programs, user rates are a major factor in determining percentage of grant versus loan, or whether or not a project is fundable at all. Utility systems should be operated as efficiently as possible and the rates should generate sufficient income to support them. Systems with unrealistically low rates should not expect any significant grant assistance from the aforementioned programs. The few remaining Federal programs for water and sewer financial assistance are geared to helping communities who are trying to help themselves. This is particularly important for our localities facing mandated sewage system renovations.

**LENOWISCO PLANNING DISTRICT
AVERAGE IN-TOWN WATER BILL**

**Fiscal Year
2007**

(Based on 4,200 Gallons Usage per Month)

Rank	Provider	Average System Bill
1	Jonesville	\$30.55
2	Big Stone Gap *	\$28.50
3	Gate City	\$28.20
4	Nickelsville	\$25.40
5	Appalachia	\$24.72
6	Norton	\$23.40
7	Coeburn	\$22.86
8	Clinchport	\$22.20
9	Pound	\$21.77
10	Pennington Gap	\$20.04
11	Dungannon	\$16.40
12	Wise	\$15.95
13	St. Paul	\$14.50
	AVERAGE BILL	\$22.68

**Updated 8-8-2007*

* Appalachia and Jonesville includes an additional \$2.00 and \$3.00 respectively added to each customer's monthly bill to subsidize tank maintenance.

Source: LENOWISCO Planning District Commission - January 2007

LENOWISCO PLANNING DISTRICT AVERAGE OUT-OF-TOWN WATER BILL

**Fiscal Year
2007**

(Based on 4,200 Gallons Usage per Month)

Rank	Provider	Average System Bill
1	Jonesville	\$47.50
2	Lee PSA - Puckett & Ely Creek	\$44.00
3	St. Charles WSA	\$44.00
4	Big Stone Gap *	\$42.75
5	Lee PSA - Keokee	\$39.90
6	Norton	\$35.90
7	Gate City	\$35.20
8	Lee PSA	\$34.90
9	Lee PSA - Rose Hill	\$34.90
10	Appalachia	\$34.57
11	Scott PSA	\$33.40
12	Scott PSA - Duffield	\$33.40
13	Scott PSA - Weber City	\$33.40
14	Coeburn	\$33.29
15	Pound	\$31.97
16	Wise	\$31.90
17	Nickelsville	\$31.40
18	Wise County PSA	\$30.90
19	Lee PSA - Central, Eastern & Old Woodway Road	\$30.25
20	St. Paul	\$29.00
21	Woodway	\$27.20
22	Dryden	\$27.15
23	Pennington Gap	\$23.24
24	Dungannon	\$19.40
25	Wise PSA - Dunbar	\$16.87
AVERAGE BILL		\$32.83

**Updated 8-8-2007*

* Appalachia, Jonesville, and Lee PSA - Keokee includes an additional \$2.00, \$3.00, and \$5.00 respectively added to each customer's monthly bill to subsidize tank maintenance.

Source: LENOWISCO Planning District Commission – January 2007

**LENOWISCO PLANNING DISTRICT
AVERAGE IN-TOWN SEWER BILL**

**Fiscal Year
2007**

(Based on 4,200 Gallons Usage per Month)

Rank	Provider	Average System Bill
1	Coeburn	\$29.72
2	Pennington Gap	\$29.34
3	Appalachia	\$28.43
4	Norton	\$27.60
5	Nickelsville	\$27.00
6	Big Stone Gap	\$26.40
7	Pound	\$26.24
8	Gate City	\$25.38
9	Jonesville	\$24.44
10	Wise	\$23.95
11	Dungannon	\$20.50
12	St. Paul	\$18.13
	AVERAGE BILL	\$25.59

Source: LENOWISCO Planning District Commission – January 2007

**LENOWISCO PLANNING DISTRICT
AVERAGE OUT-OF-TOWN SEWER BILL**

**Fiscal Year
2007**

(Based on 4,200 Gallons Usage per Month)

Rank	Provider	Average System Bill
1	Norton	\$61.80
2	Wise	\$47.85
3	Coeburn	\$43.28
4	Appalachia	\$42.46
5	Big Stone Gap	\$42.40
6	Lee PSA	\$35.21
7	Pennington Gap	\$35.21
8	Scott PSA - Weber City	\$34.35
9	Pound	\$33.87
10	Scott PSA - Duffield	\$33.40
11	Gate City	\$31.68
12	Lee PSA - Rose Hill	\$24.65
13	St. Charles WSA	\$22.00
14	Dungannon	\$21.50
15	Wise County PSA	\$18.45
	AVERAGE BILL	\$35.21

Source: LENOWISCO Planning District Commission – January 2007

**LENOWISCO PLANNING DISTRICT
AVERAGE COMBINED IN-TOWN WATER AND SEWER BILL**

**Fiscal Year
2007**

(Based on 4,200 Gallons Usage per Month)

Rank	Provider	Average System Bill
1	Big Stone Gap	\$55.20
2	Jonesville	\$54.99
3	Gate City	\$53.58
4	Appalachia	\$53.15
5	Coeburn	\$52.58
6	Nickelsville	\$52.40
7	Norton	\$51.00
8	Pennington Gap	\$49.38
9	Pound	\$48.01
10	Wise	\$39.90
11	Dungannon	\$36.90
12	St. Paul	\$32.63
	AVERAGE BILL	\$48.31

Source: LENOWISCO Planning District Commission – January 2007

**LENOWISCO PLANNING DISTRICT
AVERAGE COMBINED OUT-OF-TOWN WATER AND SEWER BILL**

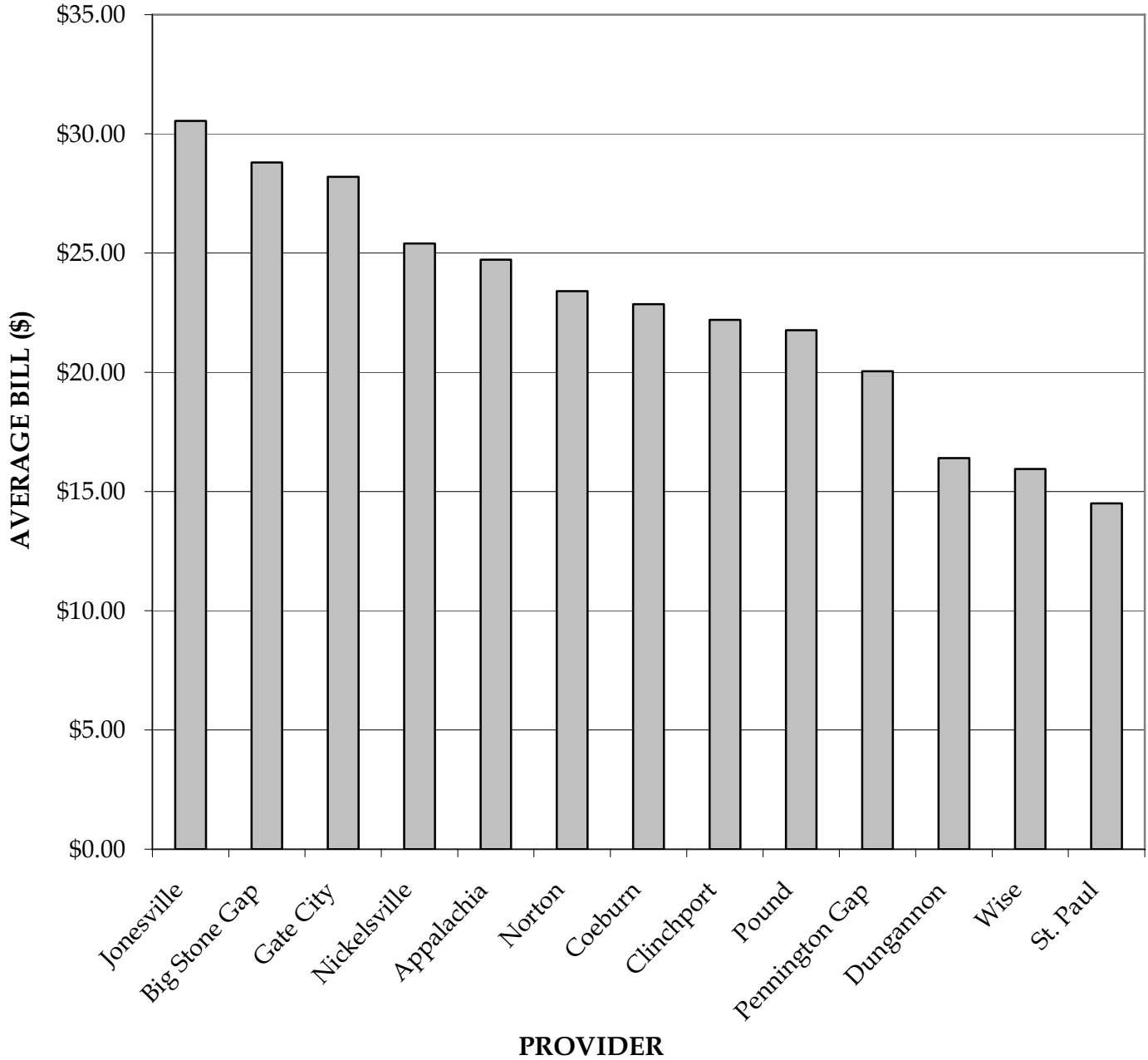
**Fiscal Year
2007**

(Based on 4,200 Gallons Usage per Month)

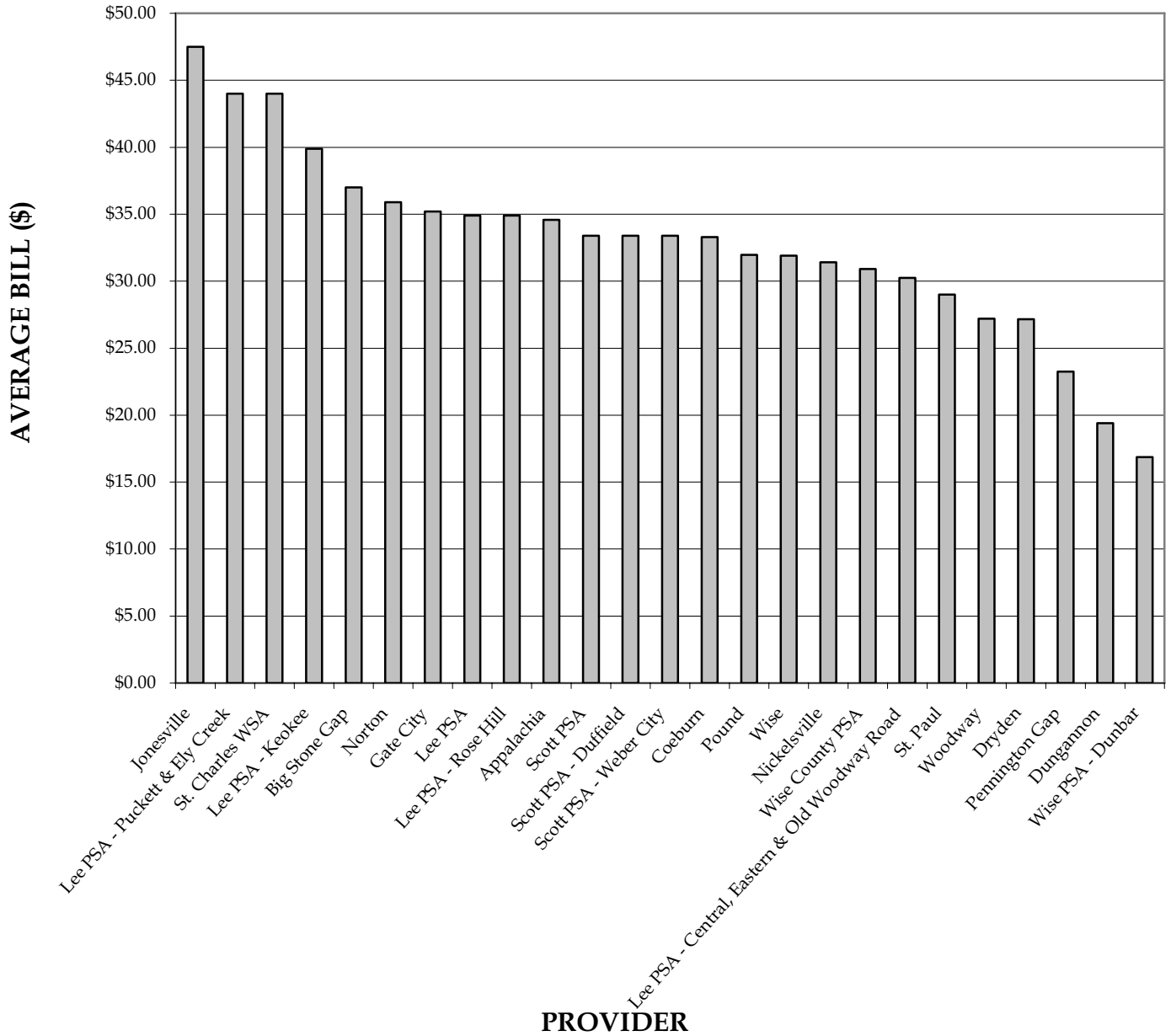
Rank	Provider	Average System Bill
1	Norton	\$97.70
2	Wise	\$79.75
3	Big Stone Gap	\$79.40
4	Appalachia	\$77.03
5	Coeburn	\$76.57
6	Scott PSA - Weber City	\$67.75
7	Gate City	\$66.88
8	Scott PSA - Duffield	\$66.80
9	St. Charles WSA	\$66.00
10	Pound	\$65.84
11	Lee PSA - Rose Hill	\$59.55
12	Pennington Gap	\$58.45
13	Dungannon	\$40.90
	AVERAGE BILL	\$69.43

Source: LENOWISCO Planning District Commission – January 2006

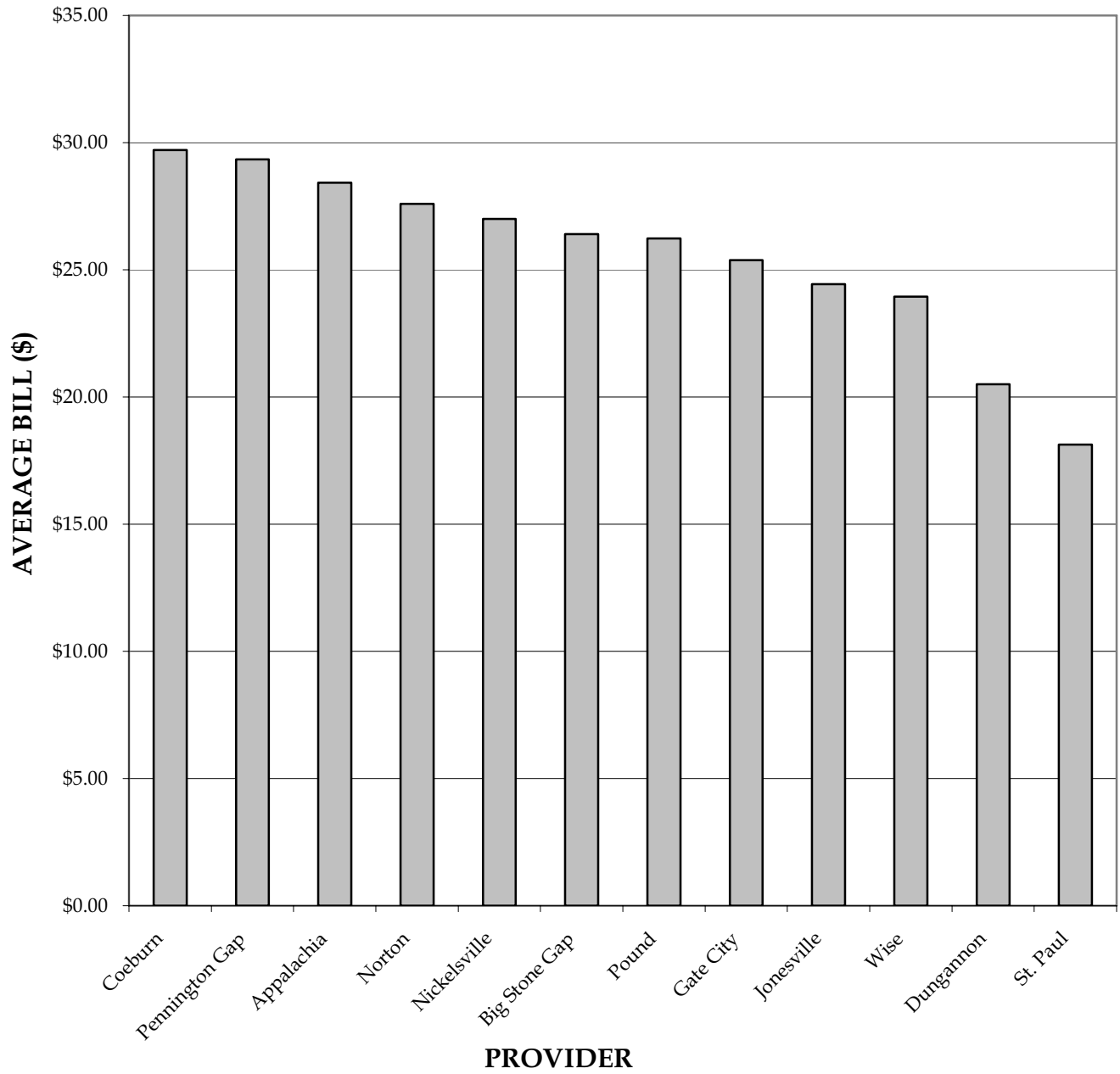
LENOWISCO IN-TOWN AVERAGE MONTHLY WATER BILLS
Fiscal Year 2007



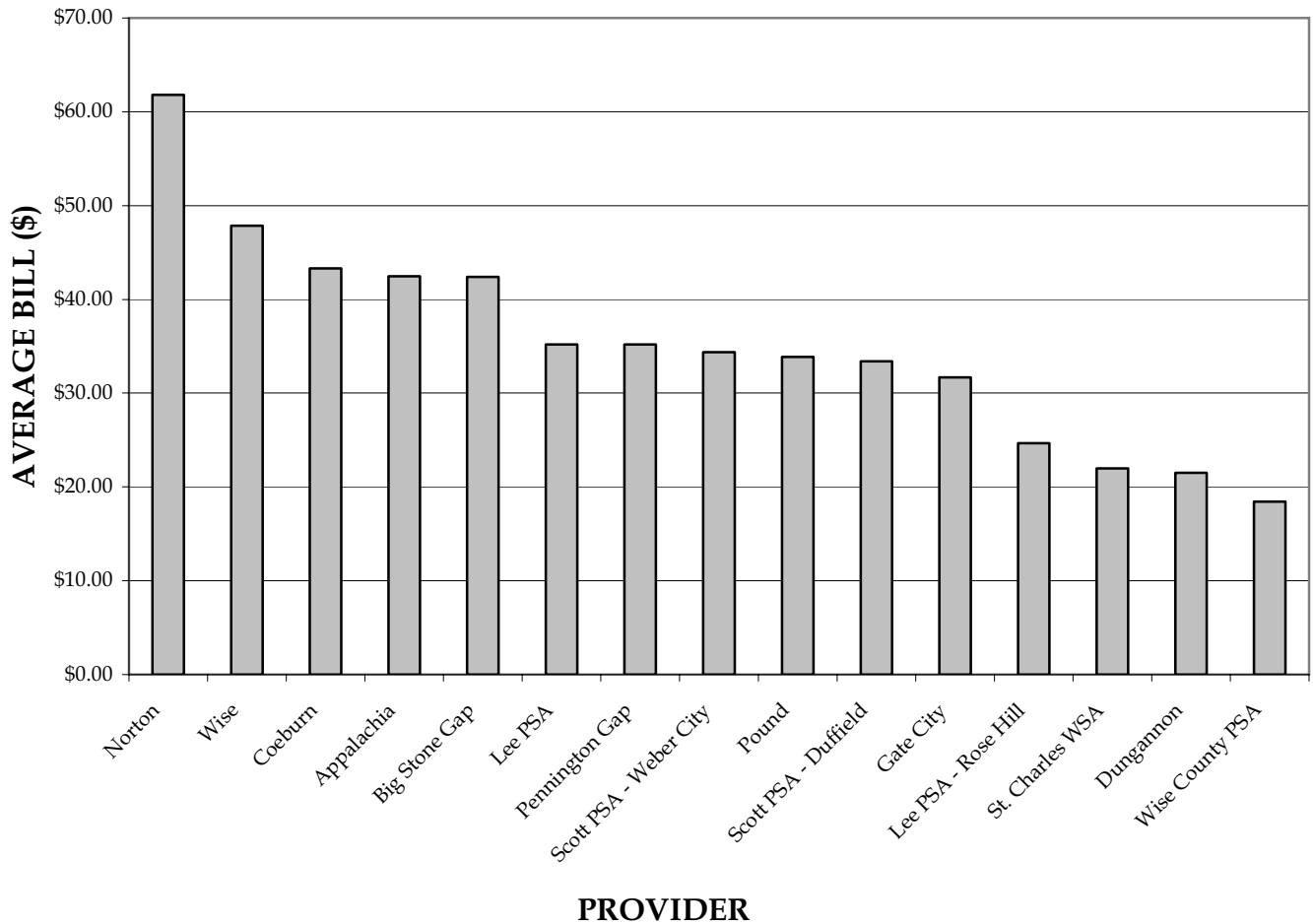
**LENOWISCO OUT-OF-TOWN AVERAGE MONTHLY WATER BILLS
Fiscal Year 2007**



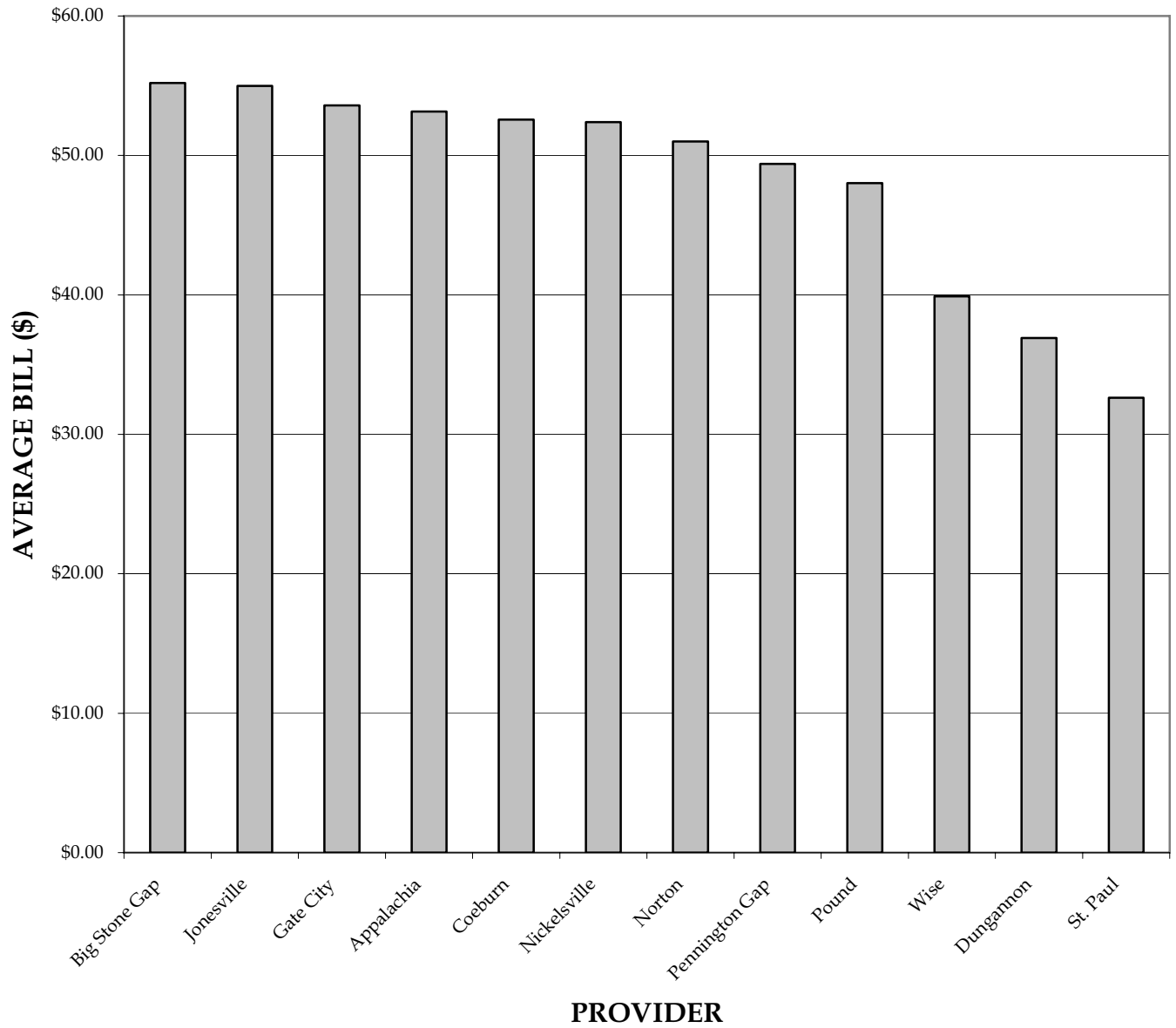
LENOWISCO IN-TOWN AVERAGE MONTHLY SEWER BILLS
Fiscal Year 2007



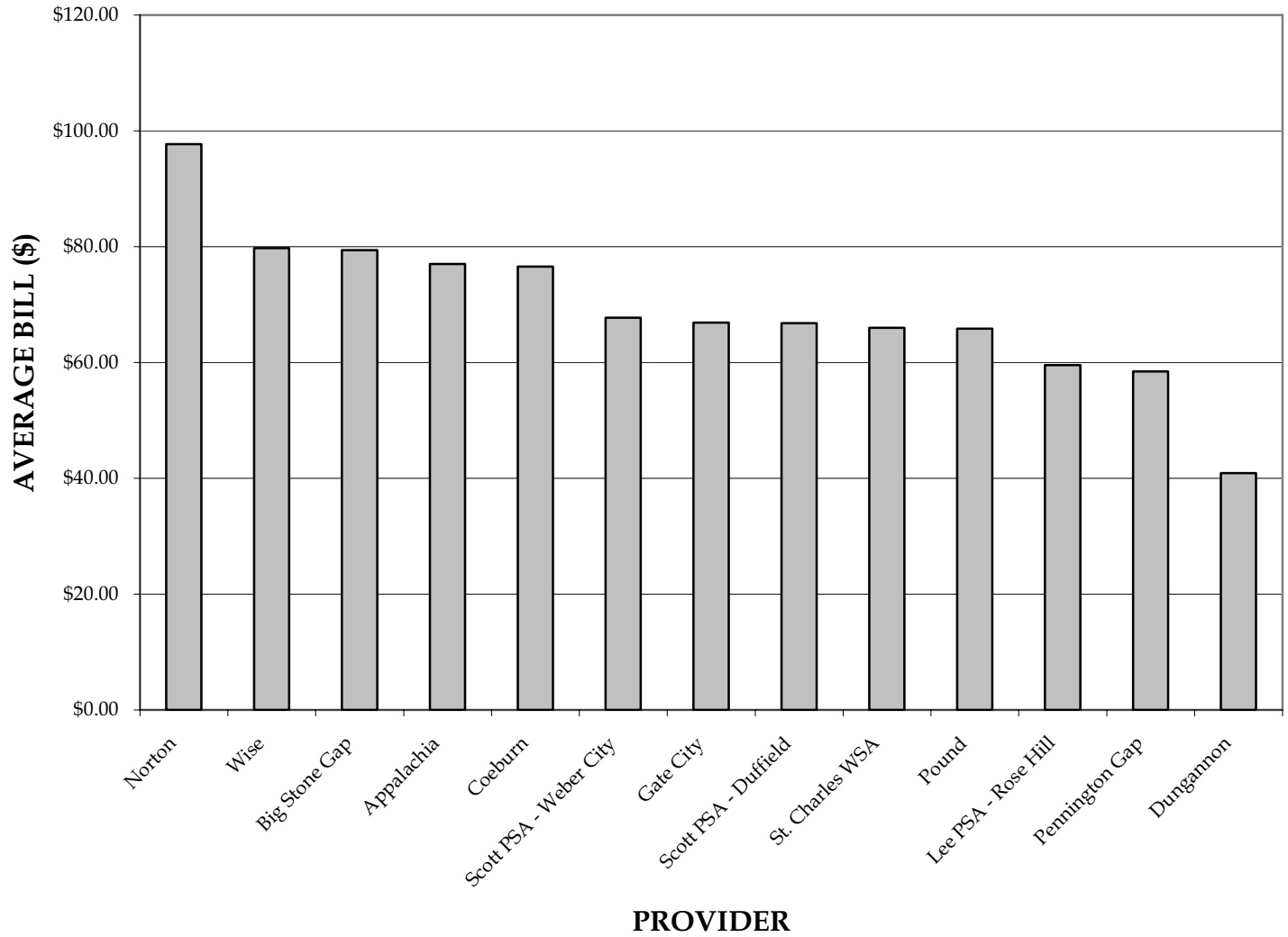
**LENOWISCO OUT-OF-TOWN AVERAGE MONTHLY SEWER BILLS
Fiscal Year 2007**



**LENOWISCO AVERAGE IN-TOWN COMBINED WATER & SEWER BILL
Fiscal Year 2007**



**LENOWISCO OUT-OF-TOWN AVERAGE
COMBINED WATER & SEWER BILL
Fiscal Year 2007**



**LENOWISCO PLANNING DISTRICT
WHOLESALE WATER RATES**

**Fiscal Year
2007**

	<u>Price per 1,000 gallons</u>
Arthur Swanee Utility District to Lee County PSA	\$1,240 / \$2.07*
Bloomingtondale Utility District to Scott County PSA	\$3.00
Scott County PSA (Boozy Creek)	\$2.50
City of Norton to Wise County PSA	\$3.50
Dryden Water Authority to Lee County PSA	\$15.00/\$4.50
Lee County PSA (Old Woodway Road)	\$3.50
Scott County PSA to Lee County PSA	\$2.40
St. Charles WSA to Lee County PSA	\$600 / \$2.41*
Town of Appalachia to Lee County PSA	\$441 / \$4.10*
Wise County PSA	\$100/\$4.10*
Town of Big Stone Gap to Lee County PSA	\$2.50
Town of Clintwood to Town of Pound	\$2.75
Town of Coeburn to Wise County PSA	\$3.50
Town of Gate City to Scott County PSA	\$2.40
Town of Jonesville to Lee County PSA	\$1.56
Woodway Water Authority	\$1.56

* These rates include a monthly service charge in addition to a flat rate per 1,000 gallons used.

LENOWISCO PLANNING DISTRICT WHOLESALE WATER RATES

**Fiscal Year
2007**

	<u>Price per 1,000 gallons</u>
Town of Pennington Gap to St. Charles WSA	\$2,437 / \$1.19*
Dryden Water Authority	\$2,422 / \$1.09*
Woodway Water Authority	\$14,294 / \$0.66*
Lee County PSA (Big Hill)	\$425 / \$1.00
Lee County PSA (Smyth & Miller Chapel)	\$1,975/\$1.00
Town of Pound to Wise County PSA	\$3.50
Town of St. Paul to Russell County WSA (Castlewood)	\$3.00
Russell County WSA (Dante)	\$2.80
Town of Wise to Wise County PSA	\$3.50
Washington County PSA to Scott County PSA	\$1.80
Wise County PSA to City of Norton	\$3.50
Town of Coeburn	\$3.50
Town of Pound	\$3.50
Woodway Water Authority to Lee County PSA	0 - 1,000 Gallons/Month
	\$16.00
	Over 1,000 gallons
	\$3.50

* These rates include a monthly service charge in addition to a flat rate per 1,000 gallons used.

COMPARISON OF UTILITY RATES IN THE LENOWISCO PLANNING DISTRICT

**Fiscal Year
2007**

(Based on 4,200 Gallons Usage per Month)

	In-Town Water	Out-of-Town Water	In-Town Sewer	Out-of-Town Sewer
Wise County				
Town of Appalachia	\$24.72	\$34.57	\$28.43	\$42.46
Town of Big Stone Gap	\$28.80	\$37.00	\$26.40	\$42.40
Town of Coeburn	\$22.86	\$33.29	\$29.72	\$43.28
Town of Pound	\$21.77	\$31.97	\$26.24	\$33.87
Town of St. Paul	\$14.50	\$29.00	\$18.13	\$0.00
Town of Wise	\$15.95	\$31.90	\$23.95	\$47.85
Wise County Public Service Authority	N/A	\$30.90	N/A	\$18.45
Dunbar	N/A	\$16.87	N/A	N/A
City of Norton	\$23.40	\$35.90	\$27.60	\$61.80
Scott County				
Town of Clinchport	\$22.20	N/A	N/A	N/A
Town of Dungannon	\$16.40	\$19.40	\$20.50	\$21.50
Town of Gate City	\$28.20	\$35.20	\$25.38	\$31.68
Town of Nickelsville	\$25.40	\$31.40	\$27.00	N/A
Scott County Public Service Authority	N/A	\$33.40	N/A	N/A
Duffield*	\$33.40	\$33.40	N/A	\$33.40
Weber City*	\$33.40	\$33.40	\$34.35	\$34.35
Lee County				
Town of Jonesville	\$30.55	\$47.50	\$24.44	\$0.00
Town of Pennington Gap	\$20.04	\$23.24	\$29.34	\$35.21
Dryden Water Authority	N/A	\$27.15	N/A	N/A
St. Charles Water & Sewer Authority*	\$44.00	\$44.00	N/A	\$22.00
Woodway Water Authority	N/A	\$27.20	N/A	N/A
Lee County Public Service Authority	N/A	\$34.90	N/A	\$35.21
Central, Eastern & Old Woodway Road	N/A	\$30.25	N/A	N/A
Keokee	N/A	\$39.90	N/A	N/A
Rose Hill	N/A	\$34.90	N/A	\$24.65
Puckett & Ely Creek	N/A	\$44.00	N/A	N/A

* Although water service is provided to the residents of the Towns of Weber City, Duffield, and St. Charles, the systems are not municipally operated. Rates on both systems are the same for all residential customers, regardless of their location in-town or out-of-town.

LEE COUNTY WATER RATES

**Fiscal Year
2007**

LOCALITY	AMOUNT OF WATER	IN-TOWN COST	OUT-OF-TOWN COST
Town of Jonesville	First 1,500 gallons Over 1,500 gallons	\$ 10.00 (minimum) + \$3 \$ 6.50 per 1,000 gallons	\$ 17.50 (minimum) + \$3 \$ 10.00 per 1,000 gallons
Town of Pennington Gap	First 3,000 gallons Over 3,000 gallons	\$ 12.00 (minimum) \$ 6.70 per 1,000 gallons	\$ 14.00 (minimum) \$ 7.70 per 1,000 gallons
Dryden Water Authority	First 1,500 gallons Over 1,500 gallons	N/A	\$ 15.00 (minimum) \$ 4.50 per 1,000 gallons
St. Charles W & S Authority	First 1,000 gallons Over 1,000 gallons	N/A	\$ 20.00 (minimum) \$ 7.50 per 1,000 gallons
Woodway Water Authority	First 1,000 gallons Over 1,000 gallons	N/A	\$ 16.00 (minimum) \$ 3.50 per 1,000 gallons
Lee County PSA	First 2,000 gallons Over 2,000 gallons	N/A	\$ 25.00 (minimum) \$ 4.50 per 1,000 gallons
Lee PSA - Central, Eastern, & Old Woodway Road	First 2,000 gallons Over 2,000 gallons	N/A	\$ 22.00 (minimum) \$ 3.75 per 1,000 gallons
Lee County PSA - Keokee	First 2,000 gallons Over 2,000 gallons	N/A	\$ 25.00 (minimum) + \$5 \$ 4.50 per 1,000 gallons
Lee PSA - Puckett & Ely Creek	First 1,000 gallons Over 1,000 gallons	N/A	\$ 20.00 (minimum) \$ 7.50 per 1,000 gallons

LEE COUNTY WATER RATES

**Fiscal Year
2007**

LOCALITY	NORMAL NEW CONNECTION FEE	DEPOSIT	RECONNECTION FEE
Town of Jonesville	\$350 (In-Town) \$400 (Out-of-Town)	\$100	\$100
Town of Pennington Gap	\$450 (In-Town) \$850 (Out-of-Town)	\$45	\$25
Dryden Water Authority	\$450	\$100	\$25
St. Charles Water & Sewage Authority	\$400	\$0	\$50
Woodway Water Authority	\$500	\$100	\$100
Lee County Public Service Authority	\$685	\$100	\$40

LEE COUNTY SEWER RATES

**Fiscal Year
2007**

LOCALITY	AMOUNT OF SEWAGE	IN-TOWN COST	OUT-OF-TOWN COST
Town of Jonesville		80% of water bill	N/A
Town of Pennington Gap	First 2,000 gallons Over 2,000 gallons	\$ 19.00 (minimum) \$ 4.70 per 1,000 gallons	\$ 22.80 (minimum) \$ 5.64 per 1,000 gallons
St. Charles W & S Authority		N/A	50% of water bill
Lee County PSA	First 2,000 gallons Over 2,000 gallons	N/A	\$ 22.80 (minimum) \$ 5.64 per 1,000 gallons
Lee County PSA - Rose Hill	First 2,000 gallons Over 2,000 gallons	N/A	\$ 17.50 (minimum) \$ 3.25 per 1,000 gallons

**LEE COUNTY
SEWER RATES**

**Fiscal Year
2007**

LOCALITY	NORMAL NEW CONNECTION FEE	DEPOSIT	RECONNECTION FEE
Town of Jonesville	\$300 (In-Town)	\$100	\$100
Town of Pennington Gap	\$125 (In-Town) \$125 (Out-of-Town)	\$45 \$45	\$0 \$0
St. Charles W & S Authority	\$450	\$0	\$0
Lee County PSA	\$500	\$100	\$40

SCOTT COUNTY WATER RATES

**Fiscal Year
2007**

LOCALITY	AMOUNT OF WATER	IN-TOWN COST	OUT-OF-TOWN COST
Town of Clinchport	First 2,000 gallons Over 2,000 gallons	\$ 20.00 (minimum) \$ 1.00 per 1,000 gallons	N/A
Town of Dungannon	First 3,000 gallons Over 3,000 gallons	\$ 14.00 (minimum) \$ 2.00 per 1,000 gallons	\$ 17.00 (minimum) \$ 2.00 per 1,000 gallons
Town of Gate City	First 2,000 gallons Over 2,000 gallons	\$ 15.00 (minimum) \$ 6.00 per 1,000 gallons	\$ 22.00 (minimum) \$ 6.00 per 1,000 gallons
Town of Nickelsville	First 1,000 gallons Over 1,000 gallons	\$ 11.00 (minimum) \$ 4.50 per 1,000 gallons	\$ 17.00 (minimum) \$ 4.50 per 1,000 gallons
Scott County PSA	First 2,000 gallons Over 2,000 gallons	N/A	\$ 18.00 (minimum) \$ 7.00 per 1,000 gallons

**SCOTT COUNTY
WATER RATES**

**Fiscal Year
2007**

LOCALITY	NORMAL NEW CONNECTION FEE	DEPOSIT	RECONNECTION FEE
Town of Clinchport	\$25 (In-Town)	\$25	\$25
Town of Dungannon	\$400 (In-Town) \$450 (Out-of-town)	\$175 \$175	\$50 \$50
Town of Gate City	\$350 (In-Town) \$350 (Out-of-Town)	\$100 \$100	\$50 \$50
Town of Nickelsville	\$450 (In-Town)	\$50	\$0
Scott PSA	\$600	\$50	\$25

**SCOTT COUNTY
SEWER RATES**

**Fiscal Year
2007**

LOCALITY	AMOUNT OF SEWAGE	IN-TOWN COST	OUT-OF-TOWN COST
Town of Dungannon	First 2,000 gallons Over 2,000 gallons	\$ 15.00 (minimum) \$ 2.50 per 1,000 gallons	\$ 16.00 (minimum) \$ 2.50 per 1,000 gallons
Town of Gate City	First 2,000 gallons Over 2,000 gallons	90% of water bill	90% of water bill
Town of Nickelsville	First 2,000 gallons Over 2,000 gallons	\$ 16.00 (minimum) \$ 5.00 per 1,000 gallons	N/A
Scott PSA - Duffield	First 2,000 gallons Over 2,000 gallons	N/A	\$ 18.00 (minimum) \$ 7.00 per 1,000 gallons
Scott PSA - Weber City	First 2,000 gallons Over 2,000 gallons	N/A	\$ 17.50 (minimum) \$ 7.66 per 1,000 gallons

**SCOTT COUNTY
SEWER RATES**

**Fiscal Year
2007**

LOCALITY	AMOUNT OF SEWAGE	IN-TOWN COST	OUT-OF-TOWN COST
Town of Dungannon	First 2,000 gallons Over 2,000 gallons	\$ 15.00 (minimum) \$ 2.50 per 1,000 gallons	\$ 16.00 (minimum) \$ 2.50 per 1,000 gallons
Town of Gate City	First 2,000 gallons Over 2,000 gallons	90% of water bill	90% of water bill
Town of Nickelsville	First 2,000 gallons Over 2,000 gallons	\$ 16.00 (minimum) \$ 5.00 per 1,000 gallons	N/A
Scott PSA - Duffield	First 2,000 gallons Over 2,000 gallons	N/A	\$ 18.00 (minimum) \$ 7.00 per 1,000 gallons
Scott PSA - Weber City	First 2,000 gallons Over 2,000 gallons	N/A	\$ 17.50 (minimum) \$ 7.66 per 1,000 gallons

WISE COUNTY WATER RATES

**Fiscal Year
2007**

LOCALITY	AMOUNT OF WATER	IN-TOWN COST	OUT-OF-TOWN COST
Town of Appalachia	First 1,000 gallons Over 1,000 gallons	\$ 13.60 (minimum) + \$2 \$ 2.85 per 1,000 gallons	\$ 18.65 (minimum) \$ 4.35 per 1,000 gallons
Town of Big Stone Gap <i>Updated 8-8-2007</i>	First 1,500 gallons Over 1,500 gallons	\$ 15.00 (minimum) \$ 5.00 per 1,000 gallons	\$ 22.50 (minimum) \$ 7.50 per 1,000 gallons
Town of Coeburn	First 2,000 gallons Over 2,000 gallons	\$ 14.50 (minimum) \$3.80 per 1,000 gallons	\$ 20.75 (minimum) \$ 5.70 per 1,000 gallons
Town of Pound	First 1,500 gallons Over 1,500 gallons	\$ 10.25 (minimum) \$ 3.60 per 1,000 gallons	\$ 17.25 (minimum) \$ 4.60 per 1,000 gallons
Town of St. Paul	First 1,500 gallons Over 1,500 gallons	\$ 7.75 (minimum) \$ 2.50 per 1,000 gallons	\$ 15.50 (minimum) \$ 5.00 per 1,000 gallons
Town of Wise	First 1,000 gallons Over 1,000 gallons	\$ 7.15 (minimum) \$ 2.75 per 1,000 gallons	\$ 14.30 (minimum) \$ 5.50 per 1,000 gallons
Wise County PSA	First 1,500 gallons Over 1,500 gallons	N/A	\$ 12.00 (minimum) \$ 7.00 per 1,000 gallons
Wise PSA - Dunbar	Unmetered	N/A	\$ 16.87 (Flat Rate)
City of Norton	First 2,000 gallons Over 2,000 gallons	\$ 11.80 (minimum) + * \$ 3.00 per 1,000 gallons * Water Improvement Charge	\$ 17.70 (minimum) + * \$ 6.00 per 1,000 gallons * Water Improvement Charge
		<2,000 gallons \$2.50 2,001-4,200 \$5.00 4,201-10,000 \$7.50 10,001-27,000 \$10.00 >27,000 \$12.50	<2,000 gallons \$2.50 2,001-4,200 \$5.00 4,201-10,000 \$7.50 10,001-27,000 \$10.00 >27,000 \$12.50

WISE COUNTY WATER RATES

**Fiscal Year
2007**

LOCALITY	NORMAL NEW CONNECTION FEE	DEPOSIT	RECONNECTION FEE
Town of Appalachia	\$300 (In-Town) \$500 (Out-of-Town)	\$100 \$100	\$50 \$50
Town of Big Stone Gap	\$400 (In-Town) \$650 (Out-of-Town)	\$100 \$100	\$20 \$20
Town of Coeburn	\$400 (In-Town) \$525 (Out-of-Town)	\$75 \$100	\$25 \$25
Town of Pound	\$250 (In-Town) \$350 (Out-of-Town)	\$90 (Renters Only) \$90 (Renters Only)	\$10 \$10
Town of St. Paul	\$250 (In-Town) \$375 (Out-of-Town)	\$50 \$50	\$50 \$50
Town of Wise	\$500 (In-Town) \$750 (Out-of-Town)	\$100 \$100	\$25 \$25
Wise County PSA	\$400	\$100	\$20
City of Norton	\$240 (In-City) \$360 (Out-of-City)	\$80 \$80	\$25 \$25

WISE COUNTY SEWER RATES

**Fiscal Year
2007**

LOCALITY	AMOUNT OF SEWAGE	IN-TOWN COST	OUT-OF-TOWN RATES
Town of Appalachia		115% of water bill	115% of water bill
Town of Big Stone Gap	First 1,000 gallons Over 1,000 gallons	\$ 12.00 (minimum) \$ 4.50 per 1,000 gallons	\$ 20.00 (minimum) \$ 7.00 per 1,000 gallons
Town of Coeburn	First 2,000 gallons Over 1,000 gallons	\$ 18.85 (minimum) \$ 4.94 per 1,000 gallons	\$ 26.98 (minimum) \$ 7.41 per 1,000 gallons
Town of Pound	First 1,000 gallons Over 1,000 gallons	\$ 12.99 (minimum) \$ 4.14 per 1,000 gallons	\$ 19.15 (minimum) \$ 4.60 per 1,000 gallons
Town of St. Paul		125% of water bill	N/A
Town of Wise	First 1,000 gallons Over 1,000 gallons	\$ 10.73 (minimum) \$ 4.13 per 1,000 gallons	\$ 21.45 (minimum) \$ 8.25 per 1,000 gallons
Wise County PSA	First 2,000 gallons Over 2,000 gallons	N/A	\$ 13.50 (minimum) \$ 2.25 per 1,000 gallons
City of Norton	First 2,000 gallons Over 2,000 gallons	150% of water bill* * Does not include Water Improvement Charge	200% of water bill* * Does not include Water Improvement Charge

**WISE COUNTY
SEWER RATES**

**Fiscal Year
2007**

LOCALITY	NORMAL NEW CONNECTION FEE	DEPOSIT	RECONNECTION FEE
Town of Appalachia	\$300 (In-Town) \$500 (Out-of-Town)	Included in Water Deposit Included in Water Deposit	\$0 \$0
Town of Big Stone Gap	\$400 (In-Town) \$650 (Out-of-Town)	\$100 \$100	\$20 \$20
Town of Coeburn	\$375 (In-Town) \$450 (Out-of-Town)	\$75 \$100	\$25 \$25
Town of Pound	\$250 (In-Town) \$350 (Out-of-Town)	\$0 \$0	\$0 \$0
Town of St. Paul	\$250 (In-Town)	\$0 \$0	\$0 \$0
Town of Wise	\$500 (In-Town) \$750 (Out-of-Town)	\$100 \$100	\$25 \$25
Wise County PSA	\$500	\$0	\$0
City of Norton	\$175 (In-City) \$350 (Out-of-City)	\$80 \$80	\$25 \$25

**LENOWISCO PLANNING DISTRICT
RESIDENTIAL GARBAGE COLLECTION RATES**

**Fiscal Year
2007**

LOCALITY	RESIDENTIAL GARBAGE COLLECTION
Lee County	
Town of Jonesville	\$7.25
Town of Pennington Gap	\$4.50
Scott County	
Town of Gate City	\$3.50
Wise County	
Town of Appalachia	\$6.50
Town of Big Stone Gap	\$10.00
Town of Coeburn	\$7.00
Town of Pound	\$8.00
Town of St. Paul	\$7.56
Town of Wise	\$6.00
City of Norton	\$8.00